

MPX series

2,000kg

Low lift pallet truck with operator platform



- Side and rear protection models with fixed operator platform
- Yale AC Technology
- Brushless power steering motor
- Ride-on or pedestrian operation

MP20X FBW - Battery compartment 400Ah

			MP20X FBW	MP20X FBW Biga*	MP20X FBW Bob**
1.2	Manufacturer's type designation				
1.9	Wheelbase	y (mm)	1526	1526	1526
2.1	Service weight ⁽¹⁾	kg	915	965	965
2.2	Axle loading, laden front/rear	kg	1779 / 1136 ⁽³⁾	1779 / 1186	1779 / 1186
2.3	Axle loading, unladen front/rear	kg	192 / 723 ⁽³⁾	193 / 772	193 / 772
4.19	Overall length (pedestrian)	l ₁ (mm)	1964	-	-
4.19	Overall length (stand-on)	l ₁ (mm)	2410	2471	2520
4.20	Length to face of forks (pedestrian)	l ₂ (mm)	781	-	-
4.20	Length to face of forks (stand-on)	l ₂ (mm)	1227	1288	1337
4.34.1	Aisle width for pallets 1000mm x 1200mm crossways (pedestrian)	A _{st} (mm)	2592	-	-
4.34.1	Aisle width for pallets 1000mm x 1200mm crossways (stand-on)	A _{st} (mm)	3031	3096	3145
4.34.2	Aisle width for pallets 800mm x 1200mm lengthwise (pedestrian)	A _{st} (mm)	2438	-	-
4.35.2	Aisle width for pallets 800mm x 1200mm lengthwise (stand-on)	A _{st} (mm)	2877	2942	2991
4.35	Turning radius (pedestrian)	W _a (mm)	1792	-	-
4.35	Turning radius (stand-on)	W _a (mm)	2231	2296	2345
6.4	Battery voltage/nominal capacity K ₅	(V)/(Ah)	24 / 400	24 / 400	24 / 400
6.5	Battery weight ⁽¹⁾	kg	303	303	303

⁽¹⁾ These values may vary of +/-5%

⁽²⁾ Available batteries 210 / 250Ah DIN B. With battery 210 / 250Ah service weight - 21kg

⁽³⁾ Stand-on version. For Pedestrian version, front/rear are inverted.

All values are nominal values and they are subject to tolerances. For further information, please contact the manufacturer.
Yale products might be subject to change without notice.
Lift trucks illustrated may feature optional equipment.
Values may vary with alternative configurations.

* Fixed platform with side protection (Biga) and scooter control.

** Fixed platform with rear protection (Bob) and scooter control.

MP20X FBW - Battery compartment 300Ah

			MP20X FBW	MP20X FBW Biga*	MP20X FBW Bob**
1.2	Manufacturer's type designation				
1.9	Wheelbase	y (mm)	1486	1486	1486
2.1	Service weight ⁽¹⁾	kg	845	895	895
2.2	Axle loading, laden front/rear	kg	1736 / 1109 ⁽³⁾	1737 / 1158	1737 / 1158
2.3	Axle loading, unladen front/rear	kg	177 / 668 ⁽³⁾	179 / 716	179 / 716
4.19	Overall length (pedestrian)	l ₁ (mm)	1924	-	-
4.19	Overall length (stand-on)	l ₁ (mm)	2370	2431	2480
4.20	Length to face of forks (pedestrian)	l ₂ (mm)	741	-	-
4.20	Length to face of forks (stand-on)	l ₂ (mm)	1187	1248	1297
4.34.1	Aisle width for pallets 1000mm x 1200mm crossways (pedestrian)	A _{st} (mm)	2552	-	-
4.34.1	Aisle width for pallets 1000mm x 1200mm crossways (stand-on)	A _{st} (mm)	2991	3056	3105
4.34.2	Aisle width for pallets 800mm x 1200mm lengthwise (pedestrian)	A _{st} (mm)	2398	-	-
4.35.2	Aisle width for pallets 800mm x 1200mm lengthwise (stand-on)	A _{st} (mm)	2837	2902	2951
4.35	Turning radius (pedestrian)	W _a (mm)	1752	-	-
4.35	Turning radius (stand-on)	W _a (mm)	2191	2256	2305
6.4	Battery voltage/nominal capacity K ₅	(V)/(Ah)	24 / 300 ⁽²⁾	24 / 300 ⁽²⁾	24 / 300 ⁽²⁾
6.5	Battery weight ⁽¹⁾	kg	233	233	233

⁽¹⁾ These values may vary of +/-5%

⁽²⁾ Available batteries 210 / 250Ah DIN B. With battery 210 / 250Ah service weight - 21kg

⁽³⁾ Stand-on version. For Pedestrian version, front/rear are inverted.

All values are nominal values and they are subject to tolerances. For further information, please contact the manufacturer.
Yale products might be subject to change without notice.
Lift trucks illustrated may feature optional equipment.
Values may vary with alternative configurations.

* Fixed platform with side protection (Biga) and scooter control.

** Fixed platform with rear protection (Bob) and scooter control.

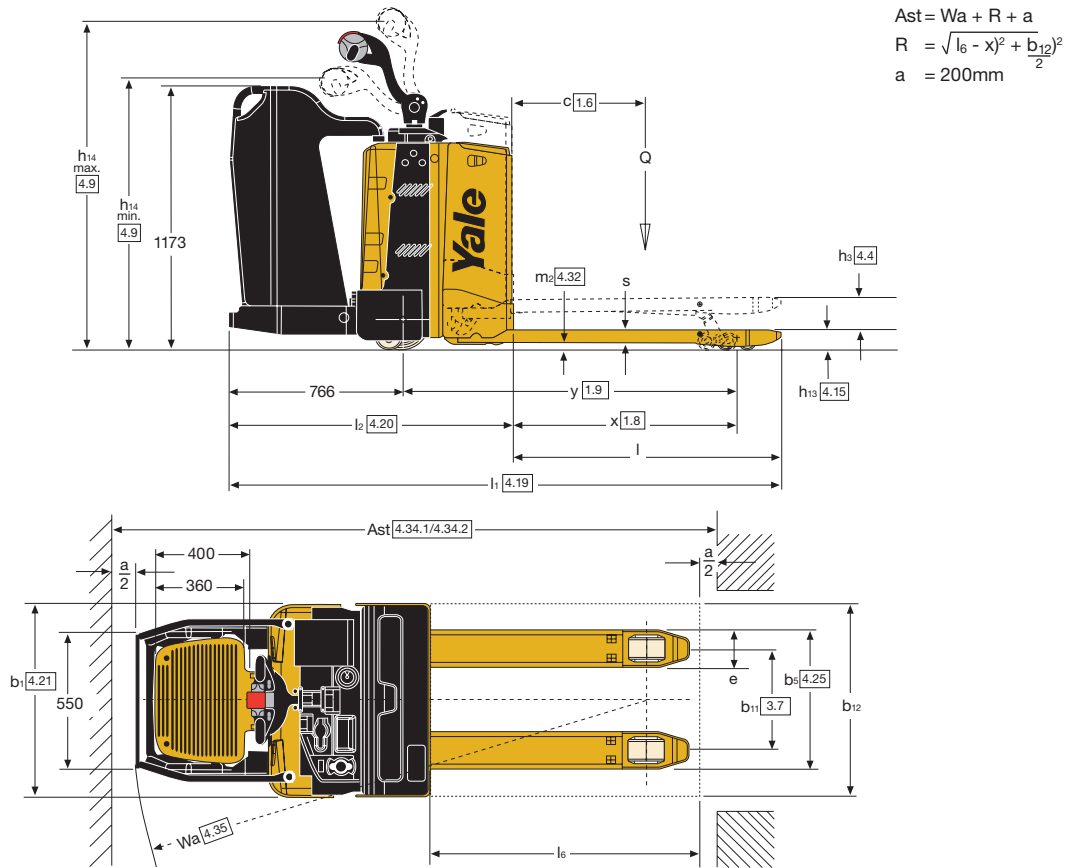
MP20XV FBW - forks table

b₅ = 520mm - 560mm - 650mm

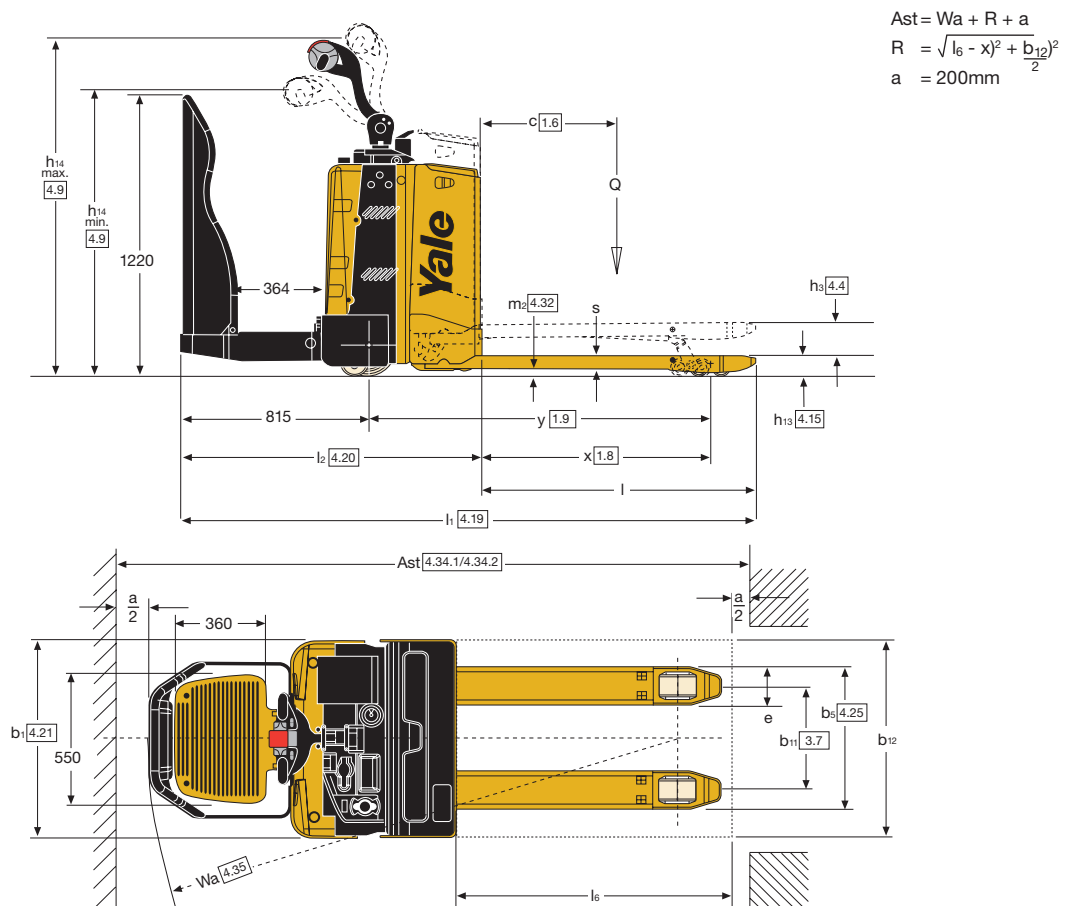
	c	l	x	l-x	l ₆	y	l ₂	l ₁	W _a ⁽¹⁾	A _{st} ⁽¹⁾	Wght. ⁽²⁾	y	l ₂	l ₁	W _a ⁽¹⁾	A _{st} ⁽¹⁾	Wght. ⁽²⁾	y	l ₂	l ₁	W _a ⁽¹⁾	A _{st} ⁽¹⁾	Wght. ⁽²⁾
	mm	mm	mm	mm	mm	mm	mm	mm	mm	mm	kg	mm	mm	mm	mm	mm	kg	mm	mm	mm	mm	mm	kg
	500	980	801	479	1000	1283	741	1721	1549	2196	164	1323	781	1761	1589	2236	173	1373	831	1811	1639	2286	185
	600	1183	1004	179	1200	1486	741	1924	1752	2398	175	1526	781	1964	1792	2438	184	1576	831	2014	1842	2488	195
	800	1600	1421	179	1600	1903	741	2341	2169	2808	200	1943	781	2381	2209	2848	208	1993	831	2431	2259	2898	220
Short	1200	2356	1405	951	2400	1887	741	3097	2153	3426	258	1927	781	3137	2193	3466	268	1977	831	3187	2243	3516	279
Long	1200	2356	1860	496	2400	2342	741	3097	2608	3480	270	2382	781	3137	2648	3520	279	2432	831	3187	2698	3570	291
UK	1200	2356	1650	706	2400	2132	741	3097	2398	3448	266	2172	781	3137	2438	3488	275	2222	831	3187	2488	3538	288
	For all battery compartments					Battery compartment 210-250-300Ah					Battery compartment 400Ah					Battery compartment 500Ah							

⁽¹⁾ With stand-on version +439mm. ⁽²⁾ All weights are: forks + tie rods.

MP20XTiller control, side protection - Truck Dimensions



MP20XTiller control, back protection - Truck Dimensions



MP20X FWB - VDI 2198 General Specifications

Distinguishing mark	1.1	Manufacturer (abbreviation)		Yale	Yale	Yale
	1.2	Manufacturer's type designation		MP20X FWB	MP20X FWB fixed platform with side protection (Biga) and scooter control	MP20X FWB fixed platform with rear protection (Bob) and scooter control
	1.3	Drive: electric (battery or mains), diesel, petrol, fuel gas		Electric (battery)	Electric (battery)	Electric (battery)
	1.4	Operator type: hand, pedestrian, stand-on, seated, order-picker		Pedestrian / Stand-on	Stand-on	Stand-on
	1.5	Rated capacity/Rated load	Q (t)	2.0	2.0	2.0
	1.6	Load centre distance	c (mm)	600	600	600
	1.8	Load distance, centre of drive axle to fork ⁽⁵⁾	x (mm)	1004	1004	1004
	1.9	Wheelbase ^{(4) (5)}	y (mm)	1576	1576	1576
	Weights	2.1	Service weight ^{(2) (4)}	kg	976	1026
2.2		Axle loading, laden front/rear ⁽⁴⁾	kg	1160 / 1816 ⁽⁶⁾	1816 / 1210	1816 / 1210
2.3		Axle loading, unladen front/rear ⁽⁴⁾	kg	771 / 205 ⁽⁶⁾	205 / 821	205 / 821
Tyres/chassis	3.1	Tyres: polyurethane, tophane, vulkollan, front/rear		Vulkollan / Vulkollan	Vulkollan / Vulkollan	Vulkollan / Vulkollan
	3.2	Tyre size, front	ø (mm x mm)	254 x 90 ⁽⁶⁾	85 x 94	85 x 94
	3.3	Tyre size, rear	ø (mm x mm)	85 x 94 ⁽⁶⁾	254 x 90	254 x 90
	3.4	Additional wheels (dimensions)	ø (mm x mm)	125 x 50	125 x 50	125 x 50
	3.5	Wheels, number front/rear (x = driven wheels)		1x+2/4 ⁽⁶⁾	4/1x+2	4/1x+2
	3.6	Tread, front	b ₁₀ (mm)	526 ⁽⁶⁾	390	390
	3.7	Tread, rear	b ₁₁ (mm)	390 ⁽⁶⁾	526	526
Dimensions	4.4	Lift	h ₃ (mm)	130	130	130
	4.9	Height drawbar in driving position min./max.	h ₁₄ (mm)	1220 / 1460	1277	1277
	4.15	Height, lowered	h ₁₃ (mm)	86	86	86
	4.19	Overall length (pedestrian) ⁽⁴⁾	l ₁ (mm)	2014	-	-
	4.19	Overall length (stand-on) ⁽⁴⁾	l ₁ (mm)	2460	2521	2570
	4.20	Length to face of forks (pedestrian) ⁽⁴⁾	l ₂ (mm)	831	-	-
	4.20	Length to face of forks (stand-on) ⁽⁴⁾	l ₂ (mm)	1277	1338	1387
	4.21	Overall width	b ₁ / b ₂ (mm)	780	780	780
	4.22	Fork dimensions	s/e/l (mm)	170 / 55 / 1183	170 / 55 / 1183	170 / 55 / 1183
	4.25	Distance between fork-arms	b ₅ (mm)	560	560	560
	4.32	Ground clearance, centre of wheelbase	m ₂ (mm)	26	26	26
	4.33	Load dimension b ₁₂ x l ₆ crossways	b ₁₂ x l ₆ (mm)	800 x 1200	800 x 1200	800 x 1200
	4.34.1	Aisle width for pallets 1000mm x 1200mm crossways (pedestrian) ^{(4) (5)}	A _{st} (mm)	2642	-	-
	4.34.1	Aisle width for pallets 1000mm x 1200mm crossways (stand-on) ^{(4) (5)}	A _{st} (mm)	3081	3146	3195
	4.34.2	Aisle width for pallets 800mm x 1200mm lengthwise (pedestrian) ^{(4) (5)}	A _{st} (mm)	2488	-	-
4.34.2	Aisle width for pallets 800mm x 1200mm lengthwise (stand-on) ^{(4) (5)}	A _{st} (mm)	2927	2992	3041	
4.35	Turning radius (pedestrian) ^{(4) (5)}	W _a (mm)	1842	-	-	
4.35	Turning radius (stand-on) ^{(4) (5)}	W _a (mm)	2281	2346	2395	
Performance data	5.1	Travel speed laden/unladen (pedestrian)	km/h	4 / 4	-	-
	5.1	Travel speed laden/unladen (stand-on)	km/h	8.5 / 12.0	8.5 / 12.0	8.5 / 12.0
	5.2	Lift speed, laden/unladen	m/s	0.03 / 0.03	0.03 / 0.03	0.03 / 0.03
	5.3	Lowering speed, laden/unladen	m/s	0.04 / 0.03	0.04 / 0.03	0.04 / 0.03
	5.7	Gradeability, laden/unladen ⁽¹⁾	%	10 / 20	10 / 15	10 / 14
	5.8	Max. gradeability, laden/unladen ⁽¹⁾	%	10 / 20	10 / 15	10 / 14
5.10	Service brake		Electromagnetic	Electromagnetic	Electromagnetic	
Electric engine	6.1	Drive motor, S2 60 minute rating	kW	4	4	4
	6.2	Lift motor, S3 15% rating ⁽³⁾	kW	1.4	1.4	1.4
	6.3	Battery according to DIN 43531/35/36 A,B,C, no		no	no	no
	6.4	Battery voltage/nominal capacity K _s ⁽⁴⁾	(V)/(Ah)	24 / 500	24 / 500	24 / 500
	6.5	Battery weight ^{(2) (4)}	kg	364	364	364
	6.6	Energy consumption according to VDI cycle	kWh/h at no. of cycles	0.47	0.47	0.47
8.1	Type of drive unit		AC-Controller	AC-Controller	AC-Controller	
10.7	Sound pressure level at the driver's seat	dB (A)	< 70	< 70	< 70	

⁽¹⁾ If truck climbs ramps frequently (within 1h), consult your salesman

⁽²⁾ These values may vary of +/- 5%

⁽³⁾ Value referred to S3 6%

⁽⁴⁾ See "Batteries table"

⁽⁵⁾ With load section lifted: -85mm

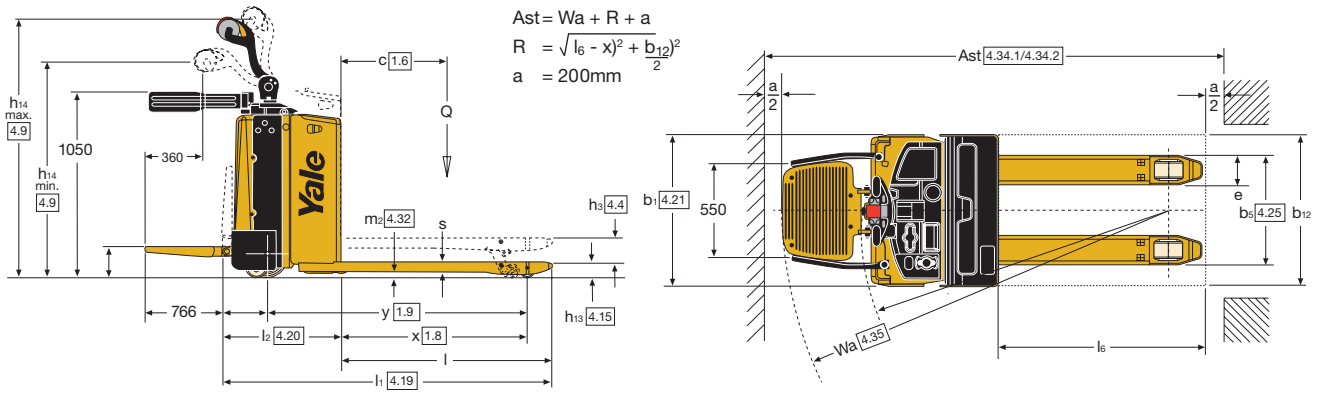
⁽⁶⁾ Pedestrian version. For Stand-on version, front/rear are inverted.

All values are nominal values and they are subject to tolerances. For further information, please contact the manufacturer.

Yale products might be subject to change without notice.

Lift trucks illustrated may feature optional equipment. Values may vary with alternative configurations.

MP20XV - Truck Dimensions



MP20XV - Battery compartment 375Ah / 315Ah

1.2	Manufacturer's type designation		MP20XV	MP20XV	MP20XV
1.8	Load distance, centre of drive axle to fork ⁽⁵⁾	x (mm)	809	1012	1429
1.9	Wheelbase ⁽⁵⁾	y (mm)	1288	1491	1908
2.1	Service weight ⁽¹⁾	kg	750	750	750
2.2	Axle loading, laden front/rear	kg	1159 / 1591	1159 / 1591	1159 / 1591
2.3	Axle loading, unladen front/rear	kg	605 / 145	605 / 145	605 / 145
4.19	Overall length (pedestrian)	l ₁ (mm)	1719	1922	2339
4.19	Overall length (stand-on)	l ₁ (mm)	2165	2368	2785
4.20	Length to face of forks (pedestrian)	l ₂ (mm)	730	730	730
4.20	Length to face of forks (stand-on)	l ₂ (mm)	1176	1176	1176
4.22	Fork dimensions DIN ISO 2331	l (mm)	988	1191	1608
4.34.1	Aisle width for pallets 1000mm x 1200mm crossways (pedestrian)	A _{st} (mm)	2375	2277	2910
4.34.1	Aisle width for pallets 1000mm x 1200mm crossways (stand-on)	A _{st} (mm)	2821	2923	3356
4.34.2	Aisle width for pallets 800mm x 1200mm lengthwise (pedestrian)	A _{st} (mm)	2340	2597	3229
4.35.2	Aisle width for pallets 800mm x 1200mm lengthwise (stand-on)	A _{st} (mm)	2786	3025	3675
4.35	Turning radius (pedestrian) ⁽⁵⁾	W _a (mm)	1540	1743	2160
4.35	Turning radius (stand-on) ⁽⁵⁾	W _a (mm)	1986	2189	2606
6.3	Battery according to DIN 43531/35/36 A,B,C, no		DIN 43535 B	DIN 43535 B	DIN 43535 B
6.4	Battery voltage/nominal capacity K _s	(V)/(Ah)	24 / 375 - 315	24 / 375 - 315	24 / 375 - 315
6.5	Battery weight ⁽¹⁾	kg	288	288	288

⁽¹⁾ These values may vary of +/-5%. ⁽⁵⁾ Values intended with lowered forks; with forks lifted 130mm, all these dimensions will be reduced of 100.6mm.

MP20XV - Battery compartment 250Ah / 210Ah

1.2	Manufacturer's type designation		MP20XV	MP20XV	MP20XV
1.8	Load distance, centre of drive axle to fork ⁽⁵⁾	x (mm)	809	1012	1429
1.9	Wheelbase ⁽⁵⁾	y (mm)	1288	1218	1838
2.1	Service weight ⁽¹⁾	kg	-	-	-
2.2	Axle loading, laden front/rear	kg	-	-	-
2.3	Axle loading, unladen front/rear	kg	-	-	-
4.19	Overall length (pedestrian)	l ₁ (mm)	1649	1852	2269
4.19	Overall length (stand-on)	l ₁ (mm)	2095	2298	2715
4.20	Length to face of forks (pedestrian)	l ₂ (mm)	660	660	660
4.20	Length to face of forks (stand-on)	l ₂ (mm)	1106	1106	1106
4.22	Fork dimensions DIN ISO 2331	l (mm)	988	1191	1608
4.34.1	Aisle width for pallets 1000mm x 1200mm crossways (pedestrian)	A _{st} (mm)	2305	2407	2840
4.34.1	Aisle width for pallets 1000mm x 1200mm crossways (stand-on)	A _{st} (mm)	2751	2853	3286
4.34.2	Aisle width for pallets 800mm x 1200mm lengthwise (pedestrian)	A _{st} (mm)	2270	2509	3159
4.35.2	Aisle width for pallets 800mm x 1200mm lengthwise (stand-on)	A _{st} (mm)	2716	2955	3605
4.35	Turning radius (pedestrian) ⁽⁵⁾	W _a (mm)	1470	1673	2090
4.35	Turning radius (stand-on) ⁽⁵⁾	W _a (mm)	1916	2119	2536
6.3	Battery according to DIN 43531/35/36 A,B,C, no		DIN 43535 B	DIN 43535 B	DIN 43535 B
6.4	Battery voltage/nominal capacity K _s	(V)/(Ah)	24 / 250 - 210	24 / 250 - 210	24 / 250 - 210
6.5	Battery weight ⁽¹⁾	kg	212	212	212

⁽¹⁾ These values may vary of +/-5%. ⁽⁵⁾ Values intended with lowered forks; with forks lifted 130mm, all these dimensions will be reduced of 100.6mm.

MP20XV - VDI 2198 General Specifications

Distinguishing mark	1.1	Manufacturer (abbreviation)		Yale
	1.2	Manufacturer's type designation		MP20XV
	1.3	Drive: electric (battery or mains), diesel, petrol, fuel gas		Electric (battery)
	1.4	Operator type: hand, pedestrian, standing, seated, order-picker		Pedestrian / Standing
	1.5	Rated capacity/Rated load	Q (t)	2.0
	1.6	Load centre distance	c (mm)	600
	1.8	Load distance, centre of drive axle to fork ⁽²⁾	x (mm)	1012 ⁽⁵⁾
	1.9	Wheelbase ⁽²⁾	y (mm)	1491 ⁽⁵⁾
	Weights	2.1	Service weight	kg
2.2		Axle loading, laden front/rear	kg	1159 / 1591
2.3		Axle loading, unladen front/rear	kg	605 / 145
Tyres/chassis	3.1	Tyres: polyurethane, tophane, vulkollan, front/rear		Vulkollan-Polyurethane /Vulkollan
	3.2	Tyre size, front	ø (mm x mm)	230 x 75
	3.3	Tyre size, rear	ø (mm x mm)	85 x 115
	3.4	Additional wheels (dimensions)	ø (mm x mm)	100 x 40
	3.5	Wheels, number front/rear (x = driven wheels)		1x + 2/4 / 1x + 2/2
	3.6	Tread, front	b ₁₀ (mm)	480
	3.7	Tread, rear	b ₁₁ (mm)	390
Dimensions	4.4	Lift	h ₃ (mm)	130
	4.9	Height drawbar in driving position min./max.	h ₁₄ (mm)	1220 / 1460
	4.15	Height, lowered	h ₁₃ (mm)	85
	4.19	Overall length (pedestrian) ⁽²⁾	l ₁ (mm)	1922
	4.19	Overall length (stand-on) ⁽²⁾	l ₁ (mm)	2368
	4.20	Length to face of forks (pedestrian) ⁽²⁾	l ₂ (mm)	730
	4.20	Length to face of forks (stand-on) ⁽²⁾	l ₂ (mm)	1176
	4.21	Overall width	b ₁ / b ₂ (mm)	716
	4.22	Fork dimensions DIN ISO 2331	s/e/l (mm)	55 / 170 / 1191
	4.25	Distance between fork-arms ⁽¹⁾	b ₅ (mm)	560
	4.32	Ground clearance, centre of wheelbase	m ₂ (mm)	30
	4.33	Load dimension b ₁₂ x l ₆ crossways ⁽²⁾	b ₁₂ x l ₆ (mm)	1000 x 1200
	4.34.1	Aisle width for pallets 1000mm x 1200mm crossways (pedestrian) ⁽²⁾	A _{st} (mm)	2477
	4.34.1	Aisle width for pallets 1000mm x 1200mm crossways (stand-on) ⁽²⁾	A _{st} (mm)	2923
	4.34.2	Aisle width for pallets 800mm x 1200mm lengthwise (pedestrian) ⁽²⁾	A _{st} (mm)	2579
	4.34.2	Aisle width for pallets 800mm x 1200mm lengthwise (stand-on) ⁽²⁾	A _{st} (mm)	3025
	4.35	Turning radius (pedestrian) ⁽²⁾	W _a (mm)	1743 ⁽⁵⁾
4.35	Turning radius (stand-on) ⁽²⁾	W _a (mm)	2189 ⁽⁵⁾	
Performance data	5.1	Travel speed laden/unladen (pedestrian)	km/h	4 / 4
	5.1	Travel speed laden/unladen (stand-on)	km/h	6 / 6 ⁽³⁾
	5.1.1	Travel speed, laden/unladen, backwards (pedestrian)	km/h	4 / 4
	5.1.1	Travel speed, laden/unladen, backwards (stand-on)	km/h	6 / 6 ⁽³⁾
	5.2	Lift speed, laden/unladen	m/s	0.03 / 0.04
	5.3	Lowering speed, laden/unladen	m/s	0.05 / 0.04
	5.7	Gradeability, laden/unladen	%	5.5 / 20
	5.8	Max. gradeability, laden/unladen	%	9 / 20
	5.10	Service brake		Electromagnetic
	Electric engine	6.1	Drive motor, S2 60 minute rating	kW
6.2		Lift motor, S3 15% rating ⁽⁵⁾	kW	1.4
6.3		Battery according to DIN 43531/35/36 A,B,C, no		DIN 43535 B
6.4		Battery voltage/nominal capacity K5	(V)/(Ah)	24 / 375 ⁽¹⁾
6.5		Battery weight ⁽⁴⁾	kg	288
6.6		Energy consumption according to VDI cycle	kWh/h at no. of cycles	0.48
8.1	Type of drive unit		AC-Controller	
10.7	Sound pressure level at the driver's seat	dB (A)	< 70	

⁽¹⁾ Available batteries 210Ah, 250Ah, 315Ah; see Table "A". With batteries 210Ah, 250Ah service weight 661Kg.

⁽²⁾ See "Batteries Table"

⁽³⁾ With side protections opened: 8.5 / 8.5km/h

⁽⁴⁾ Value referred to S3 6%

⁽⁵⁾ Values intended with lowered forks; with forks lifted 130mm, all dimensions will be reduced of 100,6mm.

⁽⁶⁾ +/- 5%

All values are nominal values and they are subject to tolerances.

For further information, please contact the manufacturer.

Yale products might be subject to change without notice.

Lift trucks illustrated may feature optional equipment.

Values may vary with alternative configurations.

MPX series

Models: MP20X, MP20XV



Tiller head and controls

The tiller head has an ergonomic shaped handle with integral hand guard, spring assisted to return automatically to the vertical position.

Large, low effort butterfly buttons control travel direction, speed and electromagnetic brake. Dual lift and lower buttons for left or right hand and horn.

The travel direction inverter button, when activated, automatically reverses the direction of travel stopping the truck. Creep speed control allows the truck to be operated with the tiller arm vertical, at reduced speed for manoeuvring in tight spaces.

MP20X versions with a fixed platform are available with Scooter Control steering as an option, which helps to reduce operator effort while steering.

By keeping the operator within the footprint of the truck and close to the truck frame, it increases operator protection and fork tip visibility is excellent.

Instrumentation

The dashboard features a multi-function display showing truck status and any warnings, including a battery discharge indicator, hourmeter and performance levels.

Operator platform

The large operator platform allows the operator to find their own comfortable driving position; the foldable side arms are high relative to the level of the platform, providing the operator with maximum comfort and stability when manoeuvring.

The cushioned platform performs an operator presence switch function (or "man on board" sensor), preventing the truck from operating with no driver present. Optional rear access and side access for MP20X models, fixed protection types are available, suitable for shuttle activity over medium to long distances. The dashboard has compartments for stationery and other

small items with an optional A4 document holder.

Electric Fly-by-Wire Steering System (MP20X)

Minimum effort is required to manoeuvre the truck, turning rotation ratio of the tiller arm to the drive wheel is 75° : 90° - so the operator can work with less effort and arm movement, reducing fatigue and increasing productivity.

Chassis and forks

The 780mm width (MP20XV = 716mm) allows the handling of loads in tight spaces, such as inside containers or on lorry trailers. An optional lateral battery change is available. The forks have a low profile of 55mm to assist picking up of low entry loads with a 130mm lift.

The robust forks are made with two solid longitudinal members and a closing and reinforcing sheet.

Proportional buttons control lifting and lowering. Heavy-duty tandem load wheels with grease points and sealed bearings are fitted as standard.

Battery

A full range of power options is provided by the choice of batteries. For MP20XV models in range from 210Ah to 375 Ah, for MP20X models in range from 210Ah to 500Ah.

Rollers and wheels

Rollers and wheels are Vulkollan. Tandem load wheels are fitted as standard it vary depending on series.

A single wheel, with smaller carrying capacity, and tandem or individual twin wheels are optional.

Electric motors

The AC motor is 4 kW, (MP20XV = 2kW) with instant response to forward and reverse traction inputs, providing considerable torque. The maintenance free motor (inspection intervals required every 1000 operating hours) provides low cost long operative life. The lifting motor is DC compound, providing power for the truck's operative requirements.

Traction – steering unit

The cast-iron gear train has helicoidal gears immersed in an oil bath. The motor is mounted vertically for efficient ventilation.

Hydraulic unit

The silent, powerful hydraulic pump, activated by the electric motor, is of double gear type. The transparent tank facilitates checking of the hydraulic oil level. Lowering is controlled by a solenoid valve activated by the tiller pushbuttons.

Electronic controls

High energy efficiency and motor performance allow considerable hourly usage in operation, reducing battery charging. The combined characteristics of the traction motor and the control panel enhance efficiency of release and inversion braking, without reduction of autonomy, leaving the electromagnetic brake for parking and emergencies only.

Electronic parameters are easily customised by a service.

Options

Options available include:

- Cold store -30°C
- Forks of varying length and width
- Fixed side protection with rear access (Biga)
- Fixed rear protection with side access (Bob)
- Load backrest
- Lateral battery extraction
- Roller-bed changeover for battery change.

HYSTER-YALE UK LIMITED

trading as **Yale Europe Materials Handling**
Centennial House, Frimley Business Park,
Frimley, Surrey GU16 7SG, United Kingdom.



Tel: +44 (0) 1276 538500

Fax: +44 (0) 1276 538559

www.yale-forklifts.eu

Publication part no. 220990153 Rev.08 Printed in The Netherlands (0918HG) EN.

Safety: This truck conforms to the current EU requirements. Specification is subject to change without notice.

Yale, VERACTOR and  are registered trademarks. "PEOPLE, PRODUCTS, PRODUCTIVITY", PREMIER, Hi-Vis, and CSS are trademarks in the United States and certain other jurisdictions. MATERIALS HANDLING CENTRAL and MATERIAL HANDLING CENTRAL are Service Marks in the United States and certain other jurisdictions.  is a Registered Copyright.
©Yale Europe Materials Handling 2018. All rights reserved. Truck shown with optional equipment.
Country of Registration: England and Wales. Company Registration Number: 02636775

